

Scaled data based on original data using
LM-79-08 Approved Method: Electrical and Photometric Measurements of Solid-
State Lighting Products

Test Report Prepared for
Cooper Lighting Solutions
(formerly Eaton)

Brand: McGRAW-EDISON

Report Number: P946468

Luminaire Tested: **GALN-SB2A-840-U-5MQ**

Issue Date: 1/21/2025

Test Information

Test Method: LM-79-08
Report Number: P946468
TEST IS SCALED FROM IESNA LM-79-08 TEST DATA (G2-2411-289-20)
Test Lab: INNOVATION CENTER
Issue Date: 1/21/2025
Manufacturer: COOPER LIGHTING SOLUTIONS (FORMERLY EATON)
Product Line: McGRAW-EDISON
Catalog Number: GALN-SB2A-840-U-5MQ
Description: GALLEON AREA AND ROADWAY HIGH DENSITY LED LUMINAIRE
(2) 80 CRI, 4000K, 350mA LIGHTSQUARES WITH 26 LEDS EACH AND TYPE V MEDIUM OPTICS
Light Source: -
Ballast/Driver: -

Summary

Lumens per Lamp: N/A
Luminaire Lumens: 8986 lumens
Efficiency: N/A
Efficacy: 156.8 lumens/watt
Luminous Opening: Rectangular (W 0.5' x L: 1' x H: 0')
IES Classification: Type V - Short
BUG Rating: B3 - U0 - G2

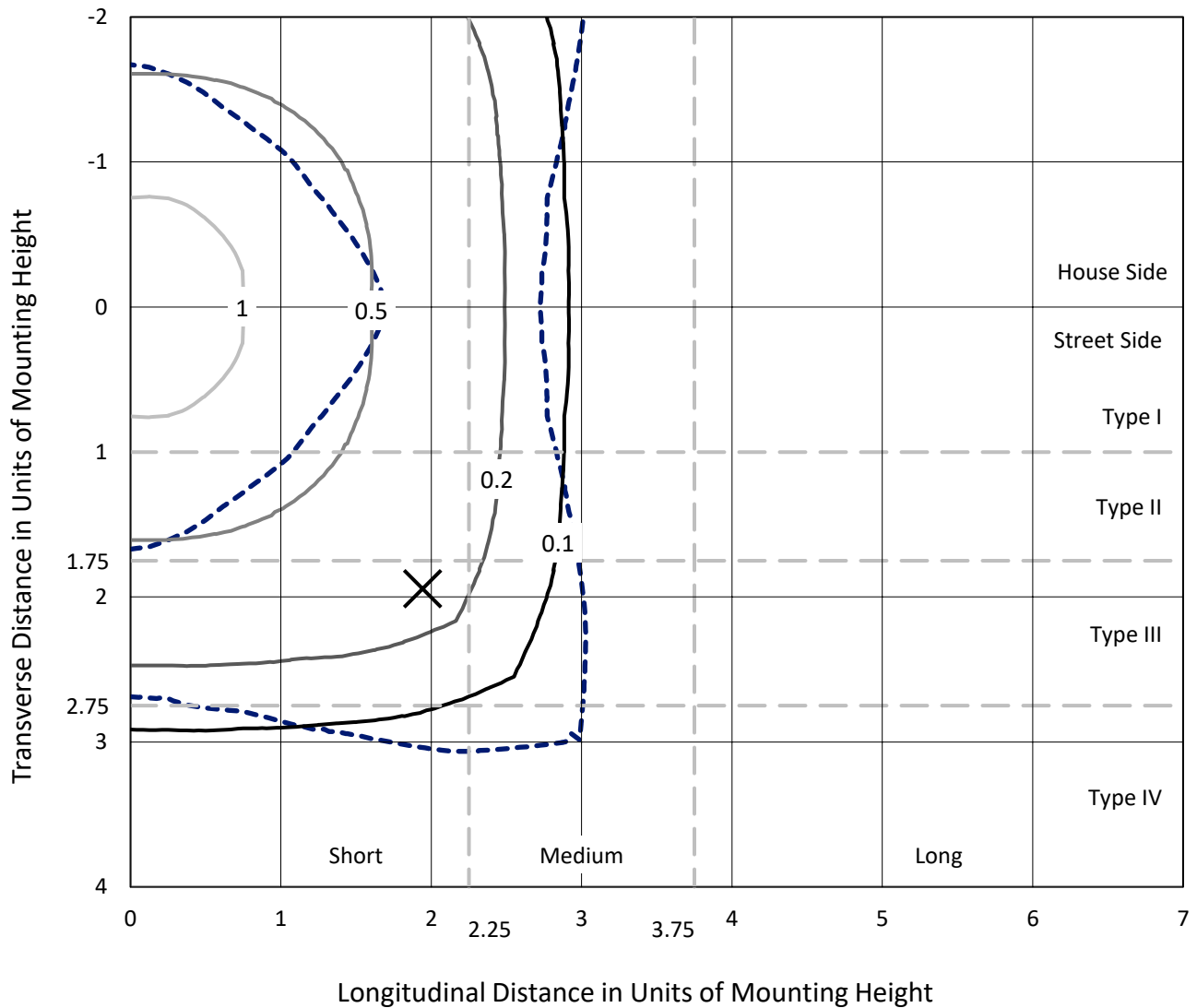
Input Watts (W): 57.3
Input Voltage (V): NR
Input Current (Ain): NR
Voltage Rise (V): NR
Power Factor: NR
Total Harmonic Distortion (THDi): NR
Frequency (hertz): 60
Stabilization Time: NR
Operation Time: NR
Ambient Temperature (°C): NR
Test Distance: 24 FT



REPORT NUMBER: P946468
 CATALOG NUMBER: GALN-SB2A-840-U-5MQ

Iso-Footcandle Lines of Horizontal Illumination

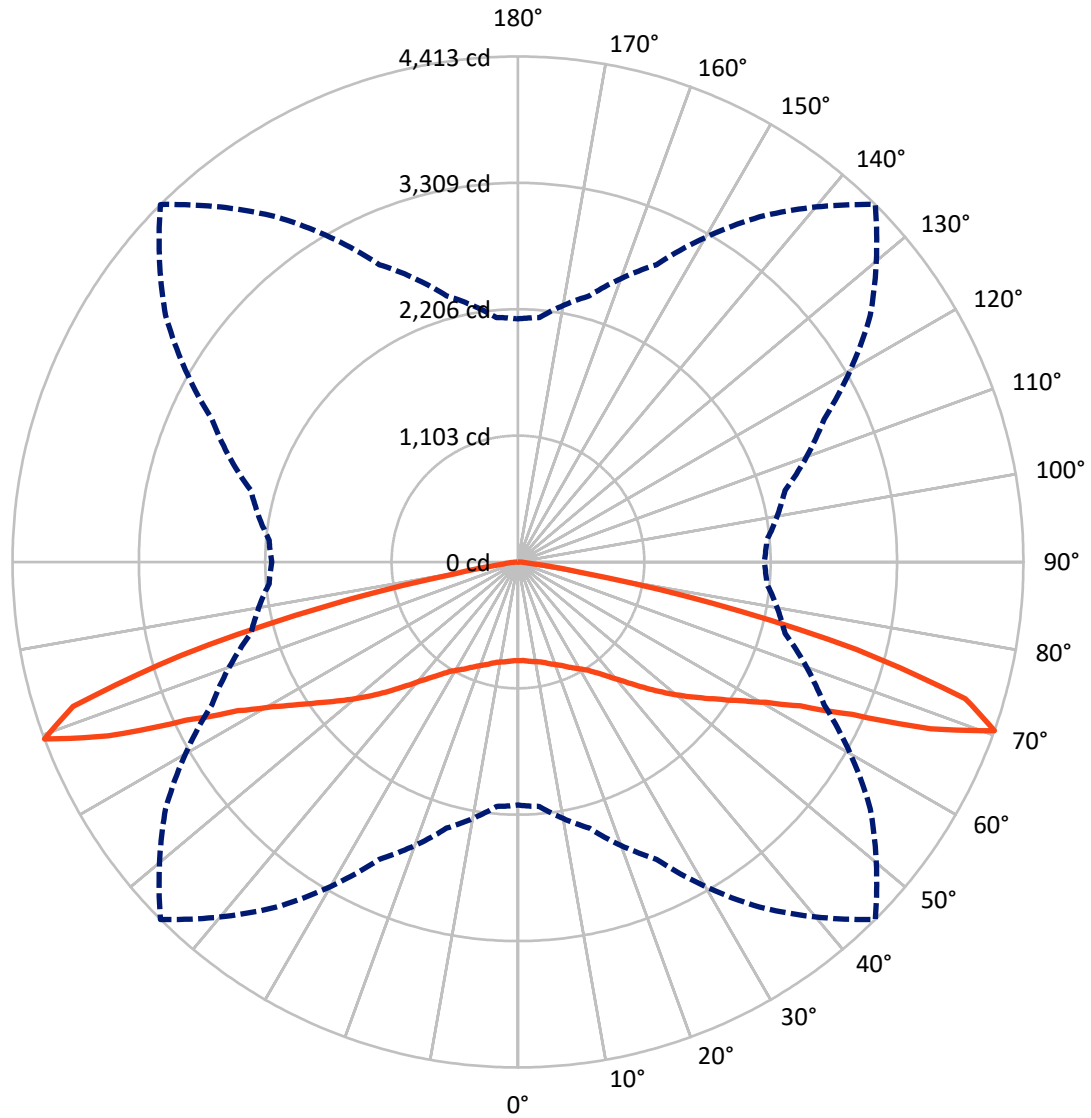
✕ Max cd
 - - - 1/2 Max cd



Based on 25 foot mounting height. Maximum calculated value = 1.4 fc
 Type V - Short - N/A

REPORT NUMBER: P946468
CATALOG NUMBER: GALN-SB2A-840-U-5MQ

Luminous Intensity Polar Plot



— Vertical Plane Through 45-Deg Lateral - - - Horizontal Cone Through 70-Deg Vertical

REPORT NUMBER: P946468

CATALOG NUMBER: GALN-SB2A-840-U-5MQ

FLUX DISTRIBUTION:

		Downward	Upward	Total
House Side	Lumens	4493.0	0.0	4493.0
	% Fixture	50.0	0.0	50.0
Street Side	Lumens	4493.0	0.0	4493.0
	% Fixture	50.0	0.0	50.0
Total	Lumens	8986.0	0.0	8986.0
	% Fixture	100.0	0.0	100.0

ZONAL LUMENS:

Zone	Lumens	% Fixture
0°-10°	83.6	0.9
10°-20°	259.3	2.9
20°-30°	463.4	5.2
30°-40°	751.2	8.4
40°-50°	1223.6	13.6
50°-60°	1865.5	20.8
60°-70°	2775.3	30.9
70°-80°	1512.6	16.8
80°-90°	51.5	0.6
90°-100°	0.0	0.0
100°-110°	0.0	0.0
110°-120°	0.0	0.0
120°-130°	0.0	0.0
130°-140°	0.0	0.0
140°-150°	0.0	0.0
150°-160°	0.0	0.0
160°-170°	0.0	0.0
170°-180°	0.0	0.0
0°-90°	8986.0	100.0
0°-180°	8986.0	100.0

Coefficient of Utilization



REPORT NUMBER: P946468

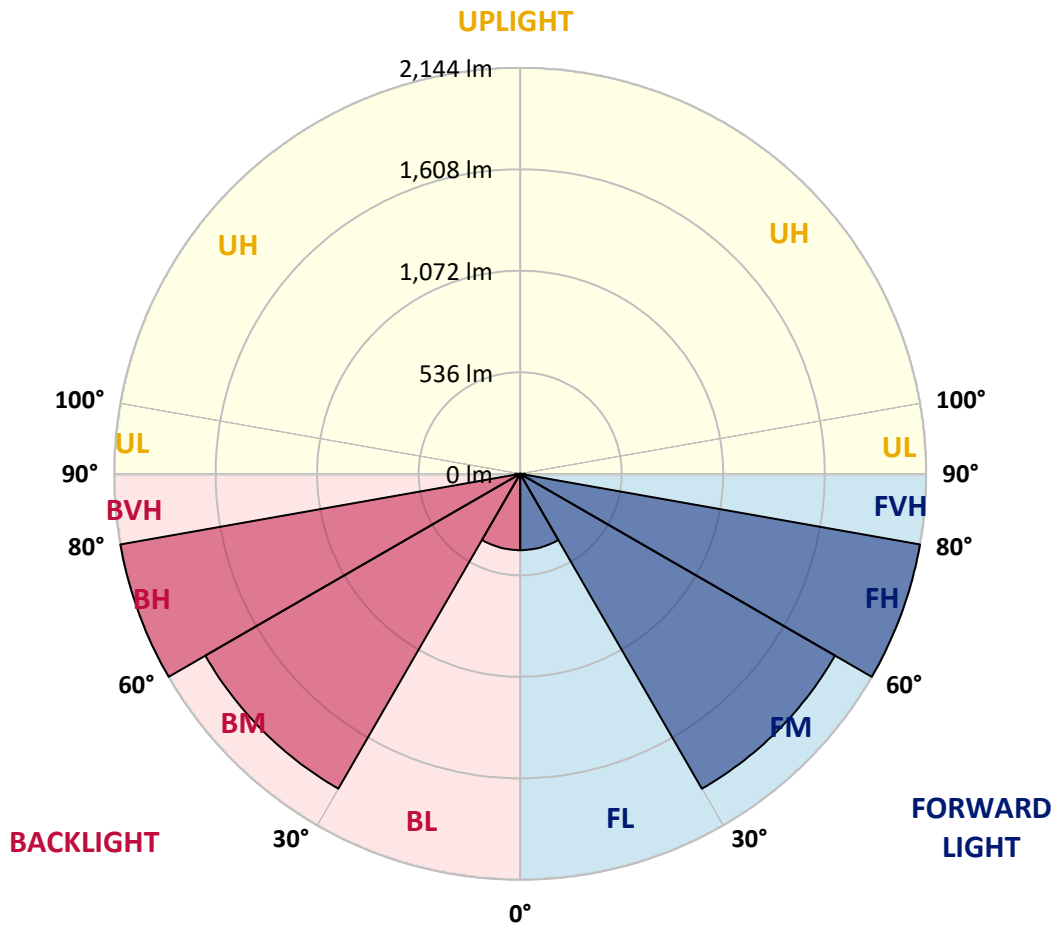
CATALOG NUMBER: GALN-SB2A-840-U-5MQ

LUMINAIRE CLASSIFICATION SYSTEM LUMEN TABLE AND BUG RATING:

Zone	Lumens	% Fixture	Zone Rating/Lumen Limit		
			B	U	G
FL (0°-30°)	403.2	4.5			
FM (30°-60°)	1920.1	21.4			
FH (60°-80°)	2144.0	23.9			G2/5000
FVH (80°-90°)	25.8	0.3			G1/100
BL (0°-30°)	403.2	4.5	B1/500		
BM (30°-60°)	1920.1	21.4	B2/2500		
BH (60°-80°)	2144.0	23.9	B3/2500		G2/5000
BVH (80°-90°)	25.8	0.3			G1/100
UL (90°-100°)	0.0	0.0		U0/0	
UH (100°-180°)	0.0	0.0		U0/0	

BUG Rating: B3-U0-G2

Type V Short



REPORT NUMBER: P946468

CATALOG NUMBER: GALN-SB2A-840-U-5MQ

CANDELA DISTRIBUTION (FULL):

	0°	5°	15°	25°	35°	45°	55°	65°	75°	85°
0°	860.8	860.8	860.8	860.8	860.8	860.8	860.8	860.8	860.8	860.8
2.5°	864.8	865.7	863.9	863.0	862.1	860.8	861.2	863.5	865.3	864.8
5°	872.0	872.9	871.6	871.1	869.3	868.9	868.9	871.1	872.5	871.6
7.5°	880.2	881.5	879.3	878.8	877.9	877.0	876.6	878.8	880.2	880.2
10°	887.8	889.2	887.4	886.0	885.1	885.1	884.2	886.0	888.3	887.8
12.5°	896.0	896.9	895.1	894.1	894.1	895.5	894.1	895.1	896.9	896.0
15°	905.9	906.3	905.9	907.2	909.5	914.0	909.9	909.0	909.9	907.7
17.5°	919.4	920.3	922.1	925.3	928.4	936.6	929.3	927.1	927.1	922.6
20°	936.1	937.5	940.2	945.6	949.6	957.3	950.1	946.9	945.6	939.7
22.5°	953.7	956.0	960.0	967.2	974.5	981.7	974.5	969.0	965.0	957.3
25°	974.0	976.7	983.0	994.8	1004.7	1015.1	1006.5	995.7	987.5	976.7
27.5°	1002.9	1006.0	1013.7	1028.1	1040.8	1049.8	1041.7	1027.7	1016.4	1003.3
30°	1043.5	1046.6	1055.7	1071.0	1079.6	1085.4	1080.0	1069.2	1055.7	1040.8
32.5°	1095.8	1099.9	1109.8	1124.2	1126.0	1126.9	1125.1	1119.7	1109.8	1091.7
35°	1162.1	1166.6	1177.9	1189.6	1187.8	1189.6	1186.9	1185.1	1177.9	1157.2
37.5°	1243.3	1248.7	1260.5	1269.5	1265.0	1262.7	1263.2	1263.6	1259.6	1236.6
40°	1337.6	1344.8	1353.4	1362.9	1355.2	1348.4	1353.0	1356.6	1353.0	1329.5
42.5°	1434.6	1445.0	1454.0	1467.5	1461.2	1452.7	1459.0	1463.0	1455.4	1430.1
45°	1542.4	1552.4	1564.1	1584.4	1579.9	1570.9	1579.9	1580.8	1567.7	1537.9
47.5°	1653.9	1664.2	1681.8	1708.9	1707.1	1697.2	1708.9	1702.6	1685.9	1650.3
50°	1759.4	1773.9	1800.9	1838.8	1842.4	1830.3	1846.0	1833.9	1805.9	1761.2
52.5°	1858.7	1874.0	1916.9	1968.3	1981.4	1965.6	1986.8	1965.6	1923.6	1866.3
55°	1962.9	1980.0	2031.0	2098.2	2124.4	2112.7	2132.5	2100.5	2040.9	1971.5
57.5°	2085.6	2096.0	2156.9	2236.7	2280.9	2283.6	2292.7	2238.5	2166.4	2087.4
60°	2218.7	2233.1	2299.4	2395.1	2465.0	2487.6	2478.1	2397.8	2313.9	2223.2
62.5°	2389.2	2405.0	2484.4	2599.0	2709.5	2765.5	2728.5	2612.1	2508.3	2399.6
65°	2530.4	2548.0	2691.5	2895.8	3097.0	3209.4	3116.4	2902.2	2715.4	2562.0
67.5°	2428.0	2449.7	2674.8	3050.1	3550.4	3885.6	3567.6	3096.1	2730.3	2522.3
70°	2122.1	2142.4	2405.0	2863.8	3678.1	4412.6	3754.8	2948.2	2413.6	2180.8
72.5°	1408.9	1474.3	1740.0	2290.4	3284.3	4083.2	3316.7	2243.9	1614.2	1405.7
75°	467.4	519.7	701.1	1187.4	2199.7	3053.7	2094.2	1050.7	555.3	399.7
77.5°	117.7	135.8	187.2	339.7	877.5	1738.7	789.9	277.4	151.1	105.6
80°	57.3	63.2	90.2	113.2	219.7	552.6	206.2	106.5	71.3	55.0
82.5°	31.6	32.0	51.0	64.1	81.7	143.0	84.8	62.3	41.1	33.4
85°	19.4	18.9	27.1	34.3	34.3	51.0	40.6	34.3	23.5	20.8
87.5°	7.7	7.7	9.9	10.8	9.5	13.1	10.4	11.3	9.0	8.6
90°	0.0	0.0	0.0	0.0	0.0	0.0	0.0	0.0	0.0	0.0

(END C

90°
860.8
865.3
872.0
880.2
887.8
895.5
907.7
922.6
939.7
956.9
976.3
1002.9
1040.8
1092.2
1157.2
1236.6
1329.5
1431.9
1541.1
1648.0
1760.3
1860.9
1962.0
2076.6
2208.8
2380.6
2536.7
2491.2
2149.7
1360.2
378.1
94.3
50.5
33.4
21.7
9.0
0.0

OF REPORT)